

PL-SL-DEC

2 POSITION DIGITAL CONTROLLER

Pro-Lift™



Digital Lift Controller

Select this model digital controller for powering Adaptive Scissor Lifts into two positions, up and down. It receives its signals from adjustable contact switches mounted to the scissor lift.

The controller mounts either directly to the scissor lift's chassis, or to nearby structure, up to 6 feet away from the chassis. A 6 foot-long umbilical cable with connectors comes with the controller.

Also included with the digital controller is a lockable steel wall mountable enclosure with a switch that controls the lift's movements. A 30 foot-long extension with connectors is included and additional extensions are available separately.



Wall Switch & Enclosure

STANDARD FEATURES:

- ▶ Wall / Strut Mountable
- ▶ 6' Umbilical Cable
- ▶ 30' Wall Switch Cable
- ▶ 6' Contact Switch Cables

OPTIONAL ACCESSORIES:

- ▶ 12' Wall Switch Extension Cable
- ▶ 30' Wall Switch Extension Cable

Specifications: Controller

Material: Steel Enclosure
Finish: Powder Coat
Color: Gray
Power: 230v 60Hz, 20 amps 3 phase

Specifications: Remote Wall Switch

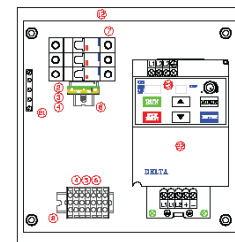
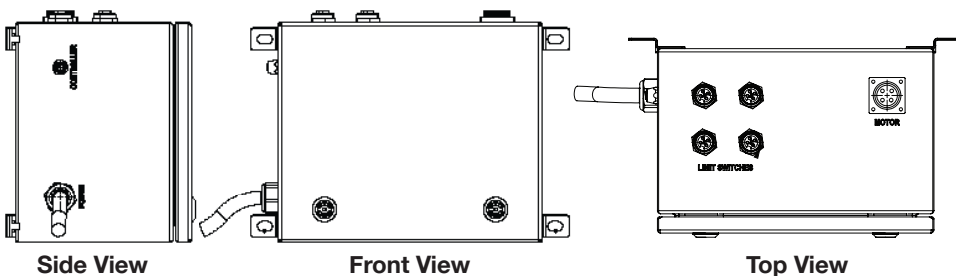
Material: Steel Enclosure, lockable
Finish: Powder Coat
Color: Black
Power: 110v 60 Hz

PACKAGE CONTENTS:

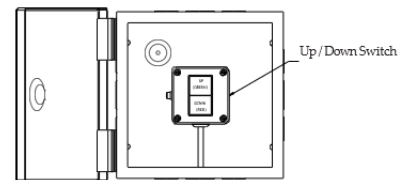
- 1pc Digital Controller
- 1pc Wall Switch Box
- 1pc 6' Umbilical Cable
- 1pc 30' Wall Switch Cable
- 4pcs Contact Switch Cables



DIMENSIONS:



Main Control Panel
(Door Removed for Clarity)



Remote Wall Switch

ALWAYS INSTALL SAFETY CABLES

WARNING: Mounting and/or suspension of audio and video equipment requires experienced professionals. Improperly installed loudspeakers can result in property damage, personal injury and/or liability to the installing contractor.

