

# PL-SL-DEC3

3 POSITION DIGITAL CONTROLLER

Pro-Lift™



Digital Lift Controller

Select this model digital controller for powering Adaptive Scissor Lifts into three positions, stow, show and maintenance, and receives it's signals from adjustable contact switches on the scissor lift.

The controller mounts either directly to the main frame of the scissor lift chassis, or to a nearby wall or structure, up to 6 feet away from the chassis. A 6 foot-long umbilical cable with connectors comes with the controller.

Also included with the digital controller is a lockable steel wall mountable enclosure with a switch that controls the lift's movements. A 30 foot-long extension with connectors is included and additional extensions are available separately.



Remote Wall Switch & Enclosure

## STANDARD FEATURES:

- ▶ Wall / Strut Mountable Enclosure
- ▶ 6' Umbilical Cable
- ▶ Lockable Remote Wall Switch Box
- ▶ 30' Wall Switch Cable
- ▶ 6' Contact Switch Cables

## OPTIONAL ACCESSORIES:

- ▶ 12' Wall Switch Extension Cable
- ▶ 30' Wall Switch Extension Cable

## Specifications: Controller

**Material:** Steel Enclosure  
**Finish:** Powder Coat  
**Color:** Gray  
**Power:** 230v 60Hz, 20 amps 3 phase

## Specifications: Remote Wall Switch

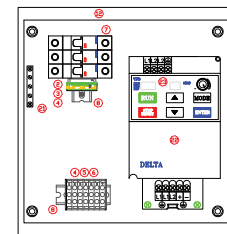
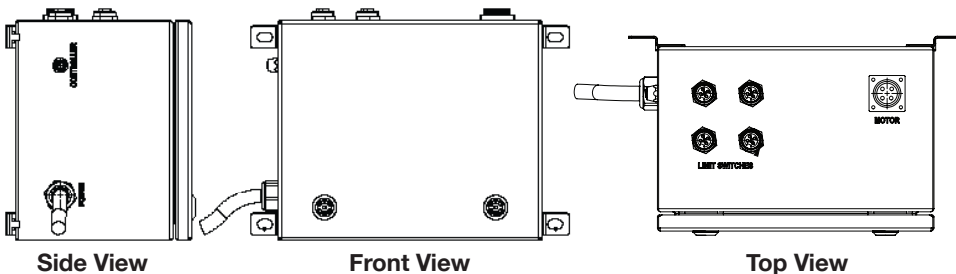
**Material:** Steel Enclosure, lockable  
**Finish:** Powder Coat  
**Color:** Black  
**Power:** 110v 60 Hz

## PACKAGE CONTENTS:

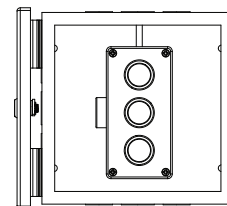
- 1pc Digital Enclosure
- 1pc Black Wall Switch Box
- 1pc 6' Umbilical Cable
- 1pc 30' Wall Switch Cable
- 4pcs Contact Switch Cables



## DIMENSIONS:



Main Control Panel  
(Door Removed for Clarity)



Remote Wall Switch

## ALWAYS INSTALL SAFETY CABLES

**WARNING:** Mounting and/or suspension of audio and video equipment requires experienced professionals. Improperly installed loudspeakers can result in property damage, personal injury and/or liability to the installing contractor.