

TCK2-018

18" Fixed Cable Length

DOUBLE TILT CABLE KIT ASSEMBLY

Steerables®



QUICK ADJUST PULLBACK SYSTEM

Steerables® Tilt Cable Kits are a general purpose, time saving and complete loudspeaker suspension and aiming solution. This versatile aircraft cable and pulley design allows installers to secure loudspeakers from an overhead grid structure or other suspension device, then quickly and precisely tilt them into position using the adjustable pull back feature (see Wall and ceiling Steerables®, GridLink™ data sheets).

The Steerables® Tilt Cable Kit provides a simple method of suspending and aiming loudspeakers, offering unprecedented ease of installation and aiming. Loudspeakers and other objects can be suspended to the top of the cabinet to achieve just slight down tilt angles or be suspended from the back of the cabinet to achieve a steeper down tilt angle (See illustrations below).

STANDARD FEATURES:

- ▶ Infinite tilt and locking adjustment
- ▶ Available in black or silver finish
- ▶ Standard and custom assemblies
- ▶ Close factory cable length tolerances

To select the proper length tilt cable kit yourself, use the pattern maker and cable kit selector templates found here:

www.adaptivetechologiesgroup.com/pdf/tilt-cable-calculator.pdf

SPECIFICATIONS:

Materials: See "Package Contents"

Color: Black

Design Factor: 10:1 ratio*

Pack Count: 1 set/package

Fixed Cable Length: 18" Fixed cable kit

WLL: 420 lb /191 kg



Rated for indoor use.

PACKAGE CONTENTS & WORKING LOAD:

| QTY. | DESCRIPTION | WLL (lbs/Kg) |
|-------|---------------------------|--------------|
| 2 pcs | 3/16" dia. Fixed Cable | 420/191 |
| 1 pc | 1/8" dia. Pull back cable | 200/91 |
| 5 pcs | 3/8" Quick Links | 2200/1000 |
| 1 pc | Clutch lock assembly | 220/100* |
| 1 pc | Pulley assembly | 210/95 |
| 1 pc | Thread Lock | .5 ml |

*Clutch lock design factor = 5:1

** 4-Point suspension requires additional pair of fixed length cables

WLL = Working Load Limit

DIMENSIONS:

Top Attachment
Approx. 0°-15°




Shallow Angles

Top and Back Attachment
Approx. 15°-45°

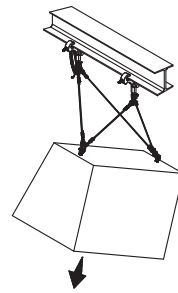


Medium Angles

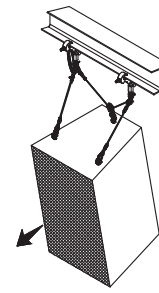
Back Attachment
Approx. 45°-90°



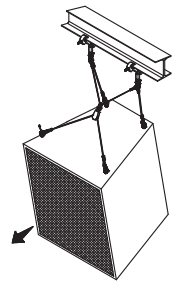
Steep Angles



2-Point Suspension



3-Point Suspension



4-Point Suspension**

Adaptive Technologies Group
1635 E. Burnett Street | Signal Hill, CA 90755 USA
Ph: 562.424.1100 | Fax: 562.424.3520
www.adaptivetechologiesgroup.com



ALWAYS INSTALL SAFETY CABLES

WARNING: Mounting and/or suspension of audio and video equipment requires experienced professionals. Improperly installed loudspeakers can result in property damage, personal injury and/or liability to the installing contractor.