

Contact Info:

 Today's Date: _____ **Installation:** Quote Due: _____ Install Date: _____

Name _____ Project Name _____

Company _____ Email _____

Phone _____

 Check-mark documents supplied: ☐ Sketch ☐ Photos ☐ CAD Drawing ☐ Datasheets

Monitor Information:
A: Monitor Mfr.: _____ ☐ LED ☐ LCD

Size: _____ **Qty:** _____

Model: _____ **Service Access** ☐ Front ☐ Rear

B: Monitor Mfr.: _____ ☐ LED ☐ LCD


Size: _____ **Qty:** _____

Model: _____ **Service Access** ☐ Front ☐ Rear


C: Monitor Mfr.: _____ ☐ LED ☐ LCD

Size: _____ **Qty:** _____

Model: _____ **Service Access** ☐ Front ☐ Rear

 Use the following boxes to illustrate your specific application needs
Email to sales@adaptivetechnologiesgroup.com


ILLUSTRATE FRONT VIEW



ILLUSTRATE SIDE VIEW

Application Details (Check-mark all that apply)

Monitor Use
Monitor: Wide _____ **Monitor: High** _____

- ☐ Permanent ☐ Touring ☐ Indoor ☐ Outdoor
☐ Straight Wall? ☐ Curved Wall? ☐ Braced ☐ Trolley/Track System

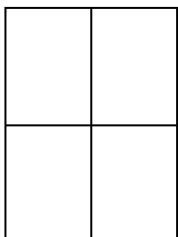
Ground Structure


- ☐ Metal Studs ☐ Wood Studs ☐ Plywood ☐ Block
☐ Cement ☐ Other _____

Distance from wall (if applicable) _____


Distance from floor to 1st tier of monitors _____

Comments: _____


☐ Portrait orientation? ☐ Landscape orientation?

 Use the following boxes to illustrate your specific application needs
Email to sales@adaptivetechnologiesgroup.com


ILLUSTRATE FRONT VIEW



ILLUSTRATE SIDE VIEW