

# BC-GSA-100

(100 lb. WLL)

Beam Clamp for 6-10" Wide Wooden Beam

BC-SERIES



BC-GSA-100 with MP-500NPT-GSA

When suspending audio video or lighting applications from wooden beams Adaptive's BC-GSA-100 beam clamp makes installations safe and easy. Once beam clamp is secured to wooden beam, multiple suspension mounts can be attached depending on the application.



BC-GSA-100

## STANDARD FEATURES:

- ▶ Mounts to Wood Beams 6-10"
- ▶ Adapts to MP-500NPT-GSA
- ▶

## OPTIONAL ACCESSORIES:

- ▶ Safety Cable Kits (see data sheet)
- ▶ Ceiling Attachments (see data sheet)
- ▶ MP-500NPT-GSA
- ▶

## SPECIFICATIONS:

**Materials:** Structural Steel  
**Finish:** Powder Coat  
**Color:** Black  
**WLL:** 100lbs  
**Design Factor:** 5:1  
**Pack Count:** 1

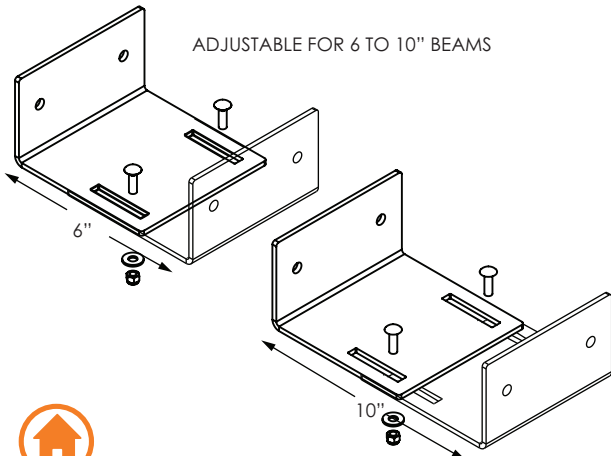
\*WLL = Working Load Limit

## PACKAGE CONTENTS:

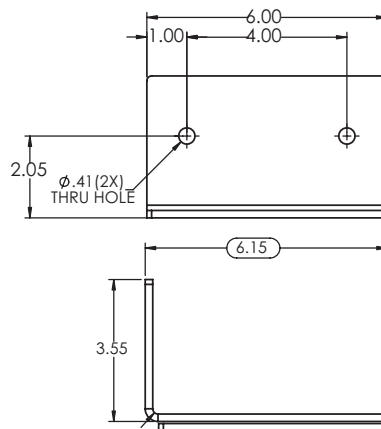
**2 pcs:** L-Bracket Mounting Plate  
**2 pcs:** 3/8 -16X1.25" Carriage Bolt  
**2 pcs:** 3/8 - 16 Nyloc Nut  
**2 pcs:** 3/8" Flat Washer  
**1 pc:** Instruction Manual

## Beam Clamp Dimensions

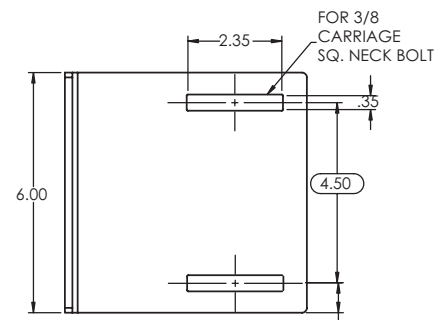
ADJUSTABLE FOR 6 TO 10" BEAMS



## Side View



## Front View



## Top/Bottom View



Rated for indoor use.

**Adaptive Technologies Group**  
1635 E. Burnett Street | Signal Hill, CA 90755 USA  
Ph: 562.424.1100 | Fax: 562.424.3520  
www.adapttechgroup.com



## ALWAYS INSTALL SAFETY CABLES

**WARNING:** Mounting and/or suspension of audio and video equipment requires experienced professionals. Improperly installed loudspeakers can result in property damage, personal injury and/or liability to the installing contractor.