

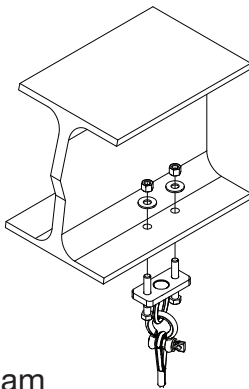
The OSRV2-1/2" offset swivel ring fitting mounts to flat surfaces, such as wood, steel and concrete. Secure with grade 8 fasteners (or equivalent) to their proper torque value. One 2" long 3/8 hex bolt is included for use with loudspeaker cabinets.

When the OSRV fitting is mounted to softer surfaces such as wood and plastic, the torque values for fasteners will vary so be sure to take this into consideration during installation.

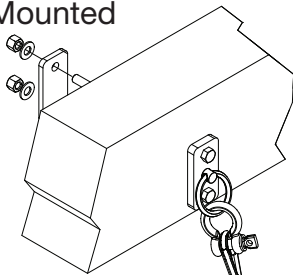
A lock washer is not required when the fitting is installed properly. For long term installations, thread lock adhesive is recommended.

When installed properly, this fitting does not require a lock washer; however a thread lock adhesive should be used for permanent installations, especially when mounted to soft surfaces.

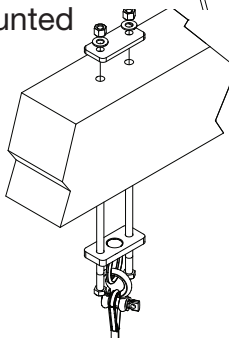
#### I-Beam Mounted



#### Wood Beam Mounted



#### Wood Beam Mounted



#### Contents:

Be sure that all of the following items are included in this kit before proceeding:  
1 pc - Off-Set Swivel Anchor

#### Use and Working Load Limit

The OSRV2-1/2" is a load rated structural attach point that will accommodate a suspension or tension load from any angle, relative to the OSRV fitting, due to the swiveling and tilting rotations of the fitting's pull ring.

Working Load Limits for the OSRV2-1/2" are;

